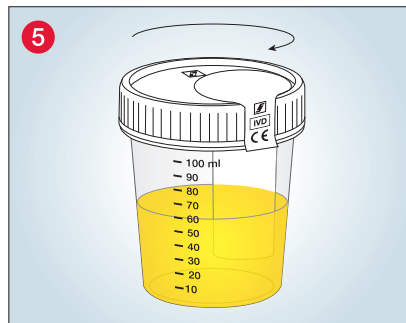
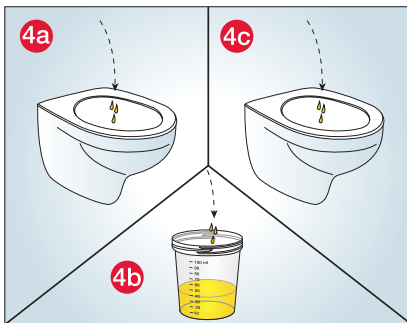
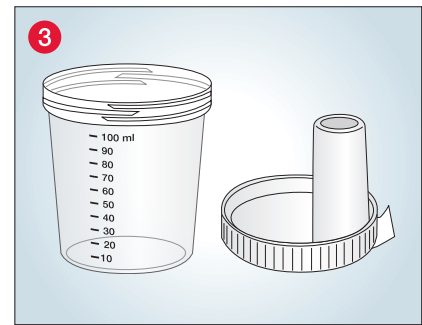
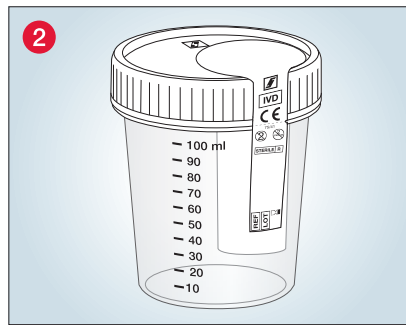
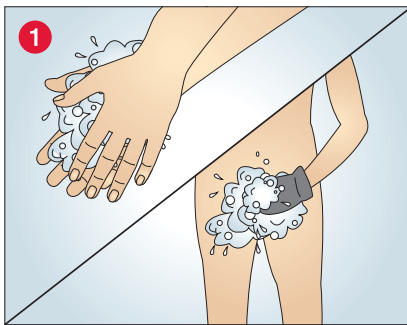


Handling instructions

Collecting midstream urine with the NFT urine cup

Patient instructions



- 1 Wash your hands and genital area thoroughly. Dry yourself with a clean towel.
- 2 Ensure that the safety label is intact.
- 3 Then open the lid of the NFT urine cup by turning it anticlockwise. Place the lid on a hygienic surface, to prevent contamination inside the lid.
- 4 Next pass a small quantity of urine into the toilet (Fig. 4a), then catch the midstream urine in the NFT urine cup without interrupting the urine flow (Fig. 4b). Then empty your bladder completely into the toilet (Fig. 4c).
- 5 Close the cap of the NFT urine cup tightly by turning it clockwise. Be careful not to contaminate the inside of the lid. Label the NFT urine cup with your name and immediately deliver the tightly closed NFT urine cup containing the specimen to the responsible person, or proceed as instructed by your doctor.