

Go for Gold!

The S-Monovette® –
the gold standard in
blood collection



Set standards in blood collection

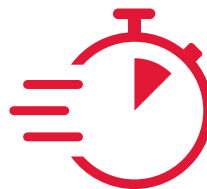
The S-Monovette®



The gold standard in blood collection

Venous blood is the most important sample material for answering medical questions. And the basis for performing diagnostics smoothly and precisely is optimal specimen quality. The S-Monovette® from SARSTEDT has set standards in this field since its launch:

No other blood collection system provides such optimal specimen quality, regardless of the vein conditions – reliable blood collection for a reliable diagnosis.



Saves time

- Every specimen delivers a result: Minimise the rate of repeated blood collection
- Always the right blood collection system: Avoid collapsed veins in patients with difficult vein conditions

Save time when it matters.



Safe

- The pre-assembled needle, secure connection and proven needle guard provides reliable protection from needlestick injuries
- No contact with the sample material
Hygienic sample collection using a closed blood collection system
- Reliable analysis results for a reliable diagnosis

Protection where it is needed.



First-rate patient care

- Minimise patient discomfort: Reduce repeated punctures and blood collection by avoiding collapsed veins.
- In all circumstances: In addition to the standard version, we offer a wide range of special variants for young and old or critically ill patients
- For the best possible diagnosis: The optimal specimen quality minimises deviations during the analysis

The well-being of your patients is non-negotiable for us.



Everything from a single source

- Sample collection: User-oriented solutions – not only for venous blood collection
- Sample transport: Fast sample transport between different departments in the hospital and further afield
- Sample handling: Customisable, fast and reliable solutions for laboratory automation

**Achieve more together.
Let's work together!**



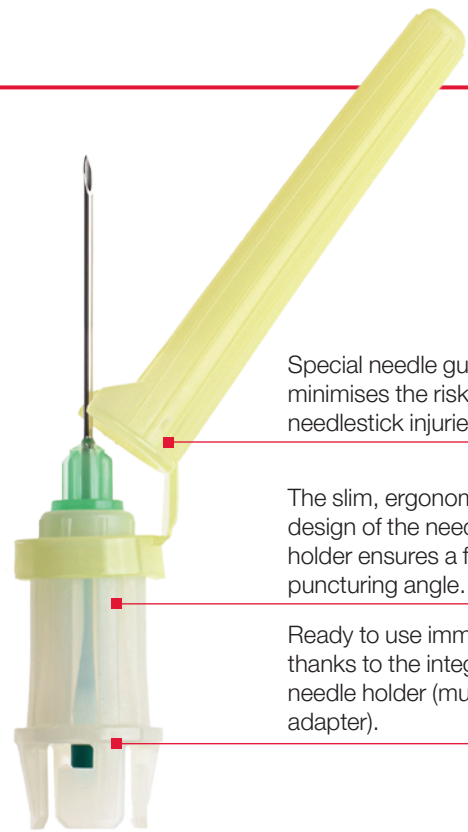
Sustainable

- Reduces greenhouse gases: 40% less CO₂e compared to conventional blood collection systems
- Less material used: 32% less material used compared to vacuum systems
- Less waste: 80% less waste thanks to the economical and environmentally friendly packaging as well as the compact product design

An investment in a better future.

Design and function of the S-Monovette®

The flexible blood collection system



Special needle guard minimises the risk of needlestick injuries.

The slim, ergonomic design of the needle holder ensures a flat puncturing angle.

Ready to use immediately thanks to the integrated needle holder (multi-adapter).



Maximum working comfort as the needle guard of the Safety-Multify® Needle can be used with one hand.

Ready to use immediately thanks to the integrated needle holder (multi-adapter).

Flexible hose available in long or short versions as required.

Holding tabs guarantee a reliable connection between the needle and the S-Monovette®.



The deeper membrane prevents contact with blood at the puncture site.

The screw cap makes the S-Monovette® easy to open, thereby minimising the aerosol effect.

Transparent label allows for easy visual inspection.

Unique design allows blood to be collected using the aspiration or vacuum technique

Two in one and one for all

The right blood collection system in every situation

The aspiration technique – the most gentle collection method

With the aspiration technique, the blood flow can be adjusted to the patient's vein conditions and a collapsed vein can be avoided. During blood collection, the piston is gently withdrawn. The controlled and constant blood flow reduces the shear stress and minimises haemolysis rates.

The gentle aspiration technique for optimal specimen quality.

The aspiration technique – find out more now!



[sarstedt.com/
s-monovette-en-vid-asp](https://sarstedt.com/s-monovette-en-vid-asp)

The vacuum technique – always a fresh vacuum

In order to use the vacuum technique with the S-Monovette®, the piston is pulled back and engaged before blood collection. This ensures that a fresh vacuum is always created in the S-Monovette® and achieves a precise filling volume as with the aspiration technique.

The vacuum technique – find out more now!



[sarstedt.com/
s-monovette-en-vid-vac](https://sarstedt.com/s-monovette-en-vid-vac)



Aspiration technique



Vacuum technique



Saves time

Optimal sample quality
and fast results



Centrifuged blood sample with a clear supernatant (serum) shows optimal specimen quality for problem-free diagnostics.



Why you should ensure the best possible specimen quality

- Time, personnel and material costs are reduced with a minimised haemolysis rate.
- Poor-quality samples make problem-free diagnostics more difficult.
- Repeated blood collection is stressful for both patients and staff and results in high additional costs.

For problem-free diagnostics and thus optimal patient care, a blood sample must meet the highest requirements. Haemolysis can falsify the laboratory results and make repeated blood collection necessary.

The aspiration technique of the S-Monovette® can significantly reduce the occurrence of haemolytic samples as the blood flow can be adjusted to each patient's vein conditions.

Due to the gentle blood collection using the aspiration technique and the low suction this involves, vein collapse is largely prevented even with fragile vein conditions.

Optimal specimen quality also means correctly filled samples with no coagulation. Coagulation as well as e.g. underfilled coagulation analysis samples prevent diagnostics from being performed immediately and may necessitate repeated blood collection.

Haemolysis – what the studies say

- High shear stress during blood collection leads to increased haemolysis.
- Strongly haemolytic blood samples cannot be analysed and require repeated blood collection.
- The gentle aspiration technique of the S-Monovette® can reduce haemolysis rates considerably compared to the vacuum technique.

	Vacuum system	Aspiration technique	Difference
Cantonal Spital Fribourg / Switzerland			
Millius et al. Pract Lab Med 2021; 27:e00252 The "EPIQ" study (Evaluation of preanalytical quality): S-Monovette® in manual aspiration mode drastically reduces hemolytic samples in head-to-head study	17.0%	4.3%	12.7%
Sengkang General Hospital, Singapore			
Omar et al. Pract Lab Med 2023; 35 e00315 Reducing blood sample hemolysis in the emergency department using S-Monovette® in aspiration mode	38.2%	9.4%	28.8%
Wright Patterson AFB Military Hospital / USA			
Pilla et al. Poster AACC 2018 Reducing Hemolysis with the Sarstedt S-Monovette® Blood Collection System	13.0%	1.9%	11.1%
Clinic for Research Istanbul / Turkey			
Kazozoglu et al. Clin Lab 2019; 65(1) The Effect of Different Blood Drawing Methods on Hemolysis and Test Results from Intravenous Catheters Used in Emergency Departments	14.7%	4.4%	10.3%
Clinical Laboratory of Málaga / Spain			
Merida et al. Poster AACC 2012 Influence of a combined collection method on hemolysis	17.5%	6.9%	10.6%
University Hospital of Parma / Italy			
Lippi et al. Clin Biochem. 2013; 46(7-8):561-564 Prevention of hemolysis in blood samples collected from intravenous catheters	29.0%	2.0%	27.0%

Using the S-Monovette® with the aspiration technique, the haemolysis rate could be significantly reduced in all these studies.



Now save even more time by combining the S-Monovette® with the sample transport system Tempus600® – benefit from optimal blood collection and quick sample transport.



Safe

Where it matters



The Safety Needle and Safety-Multify® Needle – safety thanks to the integrated needle holder and needle guard.

Safety for the user

The S-Monovette® not only sets standards in patient care; user safety is also a top priority for us: Eliminating the step of assembling the needle and holder means the highest requirements for hygiene, work safety and efficiency are met.

Together with the Safety Needle or Safety-Multify® Needle, the S-Monovette® forms a closed blood collection system that can always be used closed in all vein conditions.

Safe means safe: the Safety Needle / Safety-Multify® Needle

- The lock and key principle forms a reliable connection between the S-Monovette® and the Safety Needle / Safety-Multify® Needle.
- The safe and hygienic needle concept does not require assembly and is ready to use immediately.
- Safe puncture with the Safety Needle / Safety-Multify® Needle thanks to the flat puncturing angle.
- Hygienic sample collection thanks to the closed system and recessed membrane.
- The needle with slim holder and proven needle guard provides reliable protection from needlestick injuries on both ends of the cannula.

Safety for the patient

The slim, ergonomic needle holder enables a particularly flat puncturing angle and prevents piercing through the vein. This ensures the best possible patient care.



First-rate patient care

Focus on people



Whether young or old – our focus is on people

SARSTEDT offers the S-Monovette® Paediatrics for the smallest patients. It can be used to collect small volumes of approx. 1 ml straight from the vein without a transfer step.

The elderly as well as critically and particularly chronically ill patients also have fragile veins that are very easily damaged.

The S-Monovette® with the gentle aspiration technique is the solution here.

- Minimum stress for the patient
- No need to use additional syringes
- No need to transfer samples into secondary tubes
- Avoids repeated punctures and blood collection
- No collapsed veins

Patient Blood Management – small volume, big effect

For optimal patient blood management (PBM), SARSTEDT offers the standard versions of the S-Monovette® as well as specially developed, volume-reduced variants. This allows the blood volume to be adjusted precisely to the respective requirements.

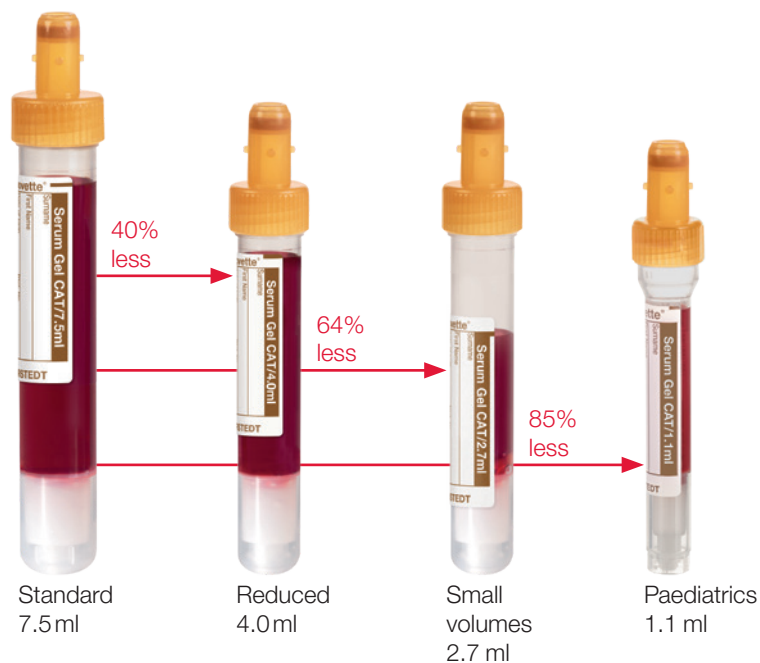


- Blood loss from laboratory diagnostics is significantly reduced.
- Hospital-acquired anaemia is reduced.
- Stress for the patient is lower.


Learn more about blood collection in paediatrics.



sarstedt.com/s-monovette-en-paediatrics



Information on optimal patient blood management can be found here:



sarstedt.com/s-monovette-en-pbm

Great care

The right S-Monovette®
for every use

Find the right
S-Monovette® for
your use:



[sarstedt.com/
s-monovette-en](https://sarstedt.com/s-monovette-en)

What matters to you matters to us

The S-Monovette® blood collection system has already been proven millions of times over and we are continuously expanding our range in close collaboration with our customers. For the best possible care, whether in paediatrics, geriatrics, oncology or the emergency department.



SARSTEDT

Our strength: more than standard

In addition to the standard designs, we also offer a unique variety of special versions, such as for small volumes, platelet function analysis, immediate glucose stabilisation or the excellent stabilisation of cfDNA.



S-Monovette® cfDNA Exact

Stabilisation of cfDNA
without introducing gDNA



S-Monovette® RNA Exact

Stabilisation of RNA for
maximum RNA yields and
fast RNA extraction



S-Monovette® GlucoEXACT

Stabilisation of the glucose
concentration for up to 96 h
at room temperature



S-Monovette® ThromboExact

EDTA-free stabilisation for the
diagnostic exclusion of false
low platelet counts due to
anticoagulant intolerance



S-Monovette® HirundinMonovette

Special stabilisation for platelet
function measurement on the
ROCHE Multiplate® device



S-Monovette® Serum Gel LightPROTECT

Special light protection from
blood collection to archiving



S-Monovette® Homocystein

Stabilisation of the
homocysteine concentration
in the blood sample for up to
8 h (not centrifuged) or 96 h
(centrifuged)



S-Monovette® pre-barcode

No attaching labels, greater
safety, more time for the things
that matter – lower costs

Sustainable

Ecological sustainability
with every blood sample.



40%
less CO₂e
32%
less material



Do you want to become
more sustainable?
The S-Monovette®
can help you.
Find out how!



[sarstedt.com/
s-monovette-en-sustainable](https://sarstedt.com/s-monovette-en-sustainable)

Our contribution towards greater ecological sustainability

As a plastics processing company, we believe it is important to take particular responsibility for future generations. However, due to the high requirements for medical devices and laboratory products, there is no alternative to using high-quality plastic. Therefore, we strive to contribute to more sustainability through a variety of measures.

Our resource-saving product and packaging components and the well-designed concept make the S-Monovette® particularly sustainable compared to other blood collection systems

The CO₂e and material reduction were recorded by evaluating the weight and the materials used.

To compare blood collection systems, three S-Monovettes were compared with three vacuum tubes, including their respective needles.

The result of this examination clearly highlights the ecological advantages of using the S-Monovette® blood collection system:

- 40% less CO₂e per blood sample
- 32% less material used compared to vacuum systems
- 93% less rubber with the S-Monovette® cap
- 10% lower emissions by using PP instead of PET



SARSTEDT



The SARSTEDT principle is to minimise the use of raw materials for both the product and the packaging components of the S-Monovette®. The **“Guidelines for Green & Sustainable Laboratories”** of the EFLM* Task Force Green Labs describe the requirements for plastics and packaging in section 5.2.1.1.

Medical laboratories can become certified as a Green Lab, and SARSTEDT supports this by providing product and packaging components that save resources!

More information about Green Lab can be found at greenlabs.eflm.eu



User-friendly cardboard packaging that allows environmentally friendly production and disposal: The S-Monovette® box can be folded flat to considerably reduce waste volume.



330 S-Monovette® Safety Needles can be disposed of in a 4-I Multi-Safe box. Five times the number of disposal boxes would be required for the same number of needles incl. needle holders from other blood collection systems.

* European Federation of Clinical Chemistry and Laboratory Medicine

Everything from a single source

Benefit from coordinated systems 

As a leading global provider of preanalytical solutions and systems, SARSTEDT's innovations have made a considerable contribution to making the preanalytical workflow more reliable and efficient – from blood collection to automated sample handling.

Let us advise you

In addition to high-quality products and coordinated system solutions, we focus on the individual consulting and training of our customers.

We have developed the SARSTEDT Preanalytical Consultancy Program (SPCP) – a holistic concept that aims to qualitatively and quantitatively identify preanalytical error sources and implement a subsequent action plan for sustained optimisation.



preanalytical consultancy program




Pre-barcoded tubes

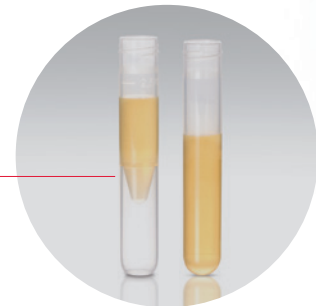
Storage systems



Caps



Secondary tubes



HSS High Speed Sorter



AL-Flex Aliquoter






Sample collection tubes



Multi-Safe
Disposal boxes



Tempus600®
Sample Transport



Sample
transport case



Postal shipping systems



Bulk Sorter BL 1200



✓
Reliable
archiving

✓ Optimal
specimen
quality

✓ Direct
transport

✓ Automated
sorting &
distribution

SARSTEDT AG & Co. KG

P.O. Box 12 20

D-51582 Nümbrecht

Phone: +49 2293 305 0

Fax: +49 2293 305 3992

export@sarstedt.com

www.sarstedt.com



More information,
videos and advice:
s-monovette.sarstedt.com

If you have any questions:
We'd be happy to help!

Visit our website: www.sarstedt.com