

Colour coding in blood collection






ISO 6710:2017

The cap colours of the blood collection tubes play a significant role in the visual identification of the preparations.





















With the EU colour code (based on BS 4851) and the ISO colour code, Sarstedt's product portfolio contains the two most common current variants of colour coding in blood collection. SARSTEDT can thus ensure that all customer requirements and preferences are satisfied in full.

ISO 6710:2017, published in July 2017, met the desire for a worldwide standardisation of cap colours for blood collection tubes; this was incorporated in Annex F of this document as a recommendation. As per the wording in the introduction of the ISO document, in the next five years the market will decide on the extent to which the current recommendation will become binding the next time the document is revised.



ISO 6710:2017
can be obtained from www.beuth-verlag.de

S-Monovette® Colour coding

Description	EU code Based on BS 4851	ISO 6710:2017
S-Monovette® Serum CAT		
S-Monovette® Serum Gel CAT		
S-Monovette® Citrate 9NC 3,2%		
S-Sedivette® ESR (1:5)		
S-Monovette® Lithium Heparin LH		
S-Monovette® Lithium Heparin Gel LH		
S-Monovette® EDTA K3E		
S-Monovette® Glucose FE/ FH (Fluoride/ EDTA)		
S-Monovette® GlucoEXACT (Fluoride/ Citrate)		
S-Monovette® metal analysis		

Are you interested in updating to ISO 6710:2017?

Simply contact your SARSTEDT product consultant and benefit from our experience. We will be happy to help you plan an efficient switch to ISO 6710:2017.

So that the switch goes as smoothly as possible, we recommend that you:

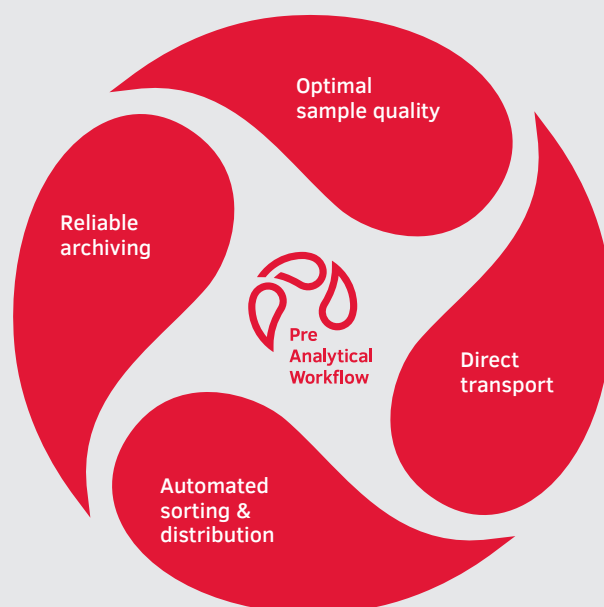
- Inform all internal and external contact partners and bodies. That way, you can ensure that the entire process is taken care of from receipt of goods, to collection from the patient, through to the laboratory.
- Make sure that you plan for an appropriate lead time.
- Start by speaking to the manufacturer of your diagnostics systems.
- Use this opportunity to optimise your range of products at the same time.

If you have any questions,
we'll be happy to help!

Visit our website:
www.sarstedt.com

Pre-analytical workflow made by SARSTEDT

Take advantage of the synergy of our
synchronised systems.



SARSTEDT AG & Co. KG

Sarstedtstraße 1
D-51588 Nümbrecht

Phone: +49 2293 305 0

export@sarstedt.com
www.sarstedt.com