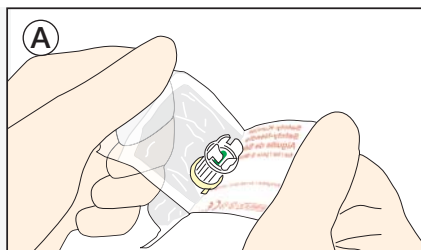


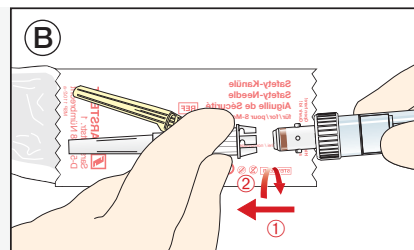
# Safety-Needle

## Instructions for use

### Before blood collection

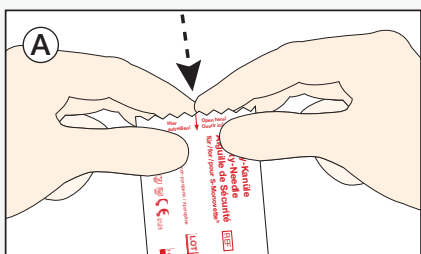


Peel open the packaging using your thumb and forefinger.

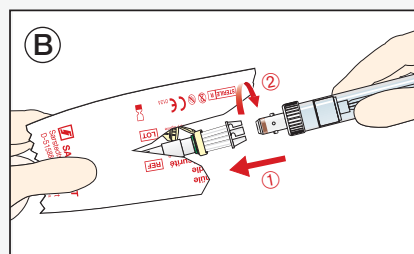


Assemble the S-Monovette® with the needleholder of the Safety-Needle.

OR

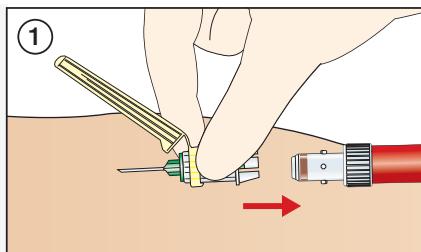


Tear the packaging open along the central arrow.



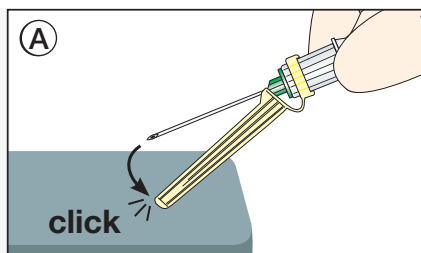
Assemble the S-Monovette® with the needleholder of the Safety-Needle.

### After blood collection

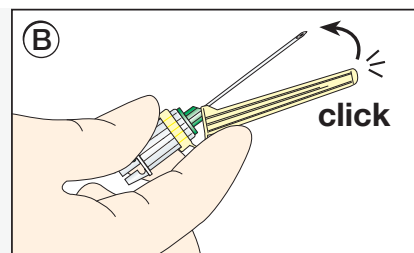


Detach the last S-Monovette® from the Safety-Needle and then remove the Safety-Needle from the vein.

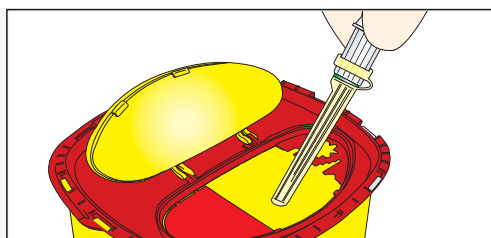
### How to activate the needle protector...



Place the needle protector on a solid surface and press down to lock needle.



Alternatively, press down on the lower end cover and of the needle protector with your forefinger to cover and lock needle.

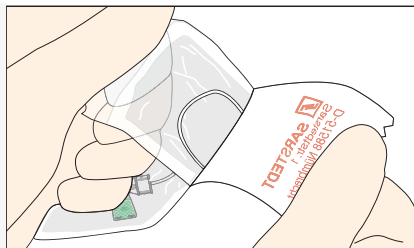


After activating the needle protector, discard the safely locked Safety-Needle in a sharps container.

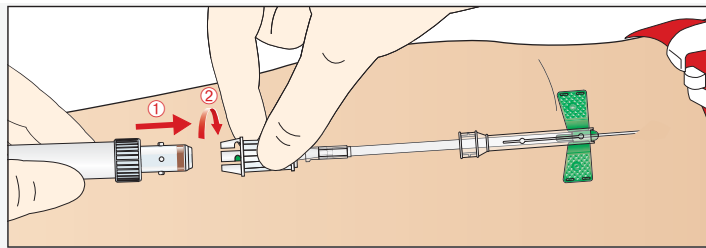
# Safety-Multifly® Needle

## Instructions for use

### Before blood collection

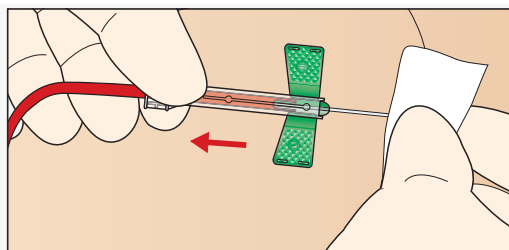


Peel open the packaging using your thumb and forefinger.



Assemble the S-Monovette® with the needleholder of the Safety-Multifly® Needle.

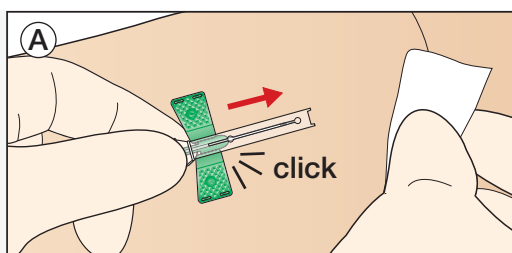
### After blood collection



Grasp the back end of the needle protector between your thumb and forefinger, before withdrawing the Safety-Multifly® Needle from the vein.

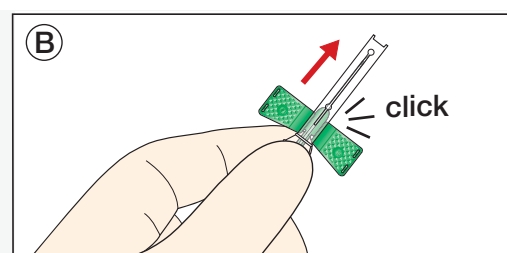
### How to activate the needle protector...

#### ...while the needle is still in the vein

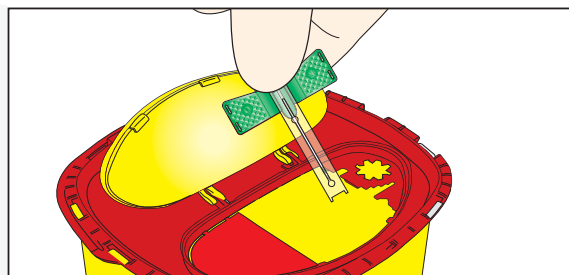


Slide the needle protector forward while removing the Safety-Multifly® Needle from the vein.

#### ...after the needle has been removed from the vein



Remove the Safety-Multifly® Needle from the vein and then slide the needle protector forward.



After activating the needle protector, discard the safely locked Safety-Multifly® Needle in a sharps container.

SARSTEDT, Inc.  
1025 St. James Church Road  
P.O. Box 468  
Newton, NC 28658 - 0468  
Toll free: +1 800 257 5101  
Fax: +1 828 465 4003  
customerservice.us@sarstedt.com  
www.sarstedt.com