

# Safety-Lancet and incision lancet

Safe and easy sampling with increased patient comfort



Pre-analytics



## Safety-Lancet



### 1. Safety for both user and patient

- The needle or blade is safely concealed in the lancet body before and after use

### 2. Easy sampling

- Secure firing button prevents accidental activation and inactivation of the lancet system

### 3. Patient comfort

- Smooth siliconised blades and triple-sharpened needlepoints to minimise pain
- Defined penetration depths for optimal sampling from adults and children

## Ordering information Safety-Lancet

Description	Size	Penetration depth	Order No.
Mini	28 G	1.6 mm	85.1015
Normal	21 G	1.8 mm	85.1016
Extra	18 G	1.8 mm	85.1017
Super	Blade 1.5 mm	1.6 mm	85.1018
Neonatal	Blade 1.5 mm	1.2 mm	85.1019

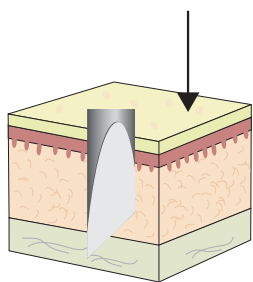




## Safety-Heel<sup>®</sup> incision lancet

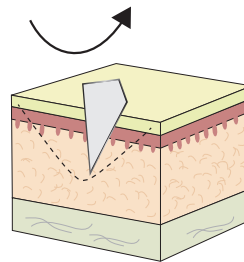
### Maximum blood collection with minimal penetration depth

Metabolic diseases and endocrinopathies should be detected as early as possible in newborns so that the correct treatment can begin and be effective. 'A newborn screening' blood collection has to be performed to do this, usually by puncturing the baby's heel. Puncture with conventional lancets is vertical, so the risk of injury (i.e. cutting right through to the bone) and haematoma is very high. This is often an uncomfortable procedure. The Safety-Heel<sup>®</sup> incision lancet is an ideal way of reducing the pain experienced and thereby optimizes the blood collection process. The crescent-shaped incision path and shallow penetration depth minimize the formation of haematoma. This method enables much gentler blood collection, particularly with young patients.



#### Standard lancet

- Vertical firing direction of the blade
- Cylindrical puncture
- Haematoma formation



#### Incision lancet

- Crescent-shaped incision path
- Shallow penetration depth
- Minimizes formation of haematoma

### Innovative high-speed lancet with crescent-shaped, gentle cutting technique

- Optimum blood flow without additional rubbing or massage
- Adequate blood volume
- Significantly less pain
- Rapid healing due to low penetration depth, minimizes formation of haematoma

### Ordering information incision lancet

Description	Incision length	Penetration depth	Order No.
Premature babies	1.75 mm	0.85 mm	85.1025
Neonates	2.5 mm	1.0 mm	85.1026

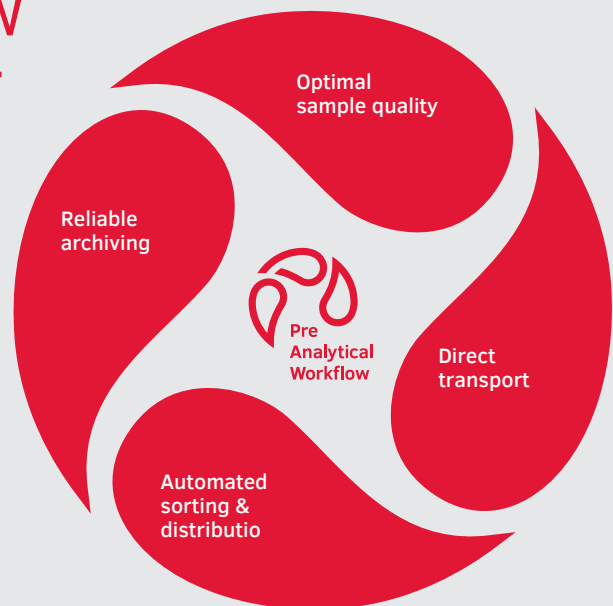


If you have any questions,  
we'll be happy to help!

Visit our website:  
[www.sarstedt.com](http://www.sarstedt.com)

## Pre-analytical workflow powered by SARSTEDT

Take advantage of the synergy  
of our synchronized systems.



### **SARSTEDT, Inc.**

1025 St. James Church Road  
P.O. Box 468  
Newton, NC 28658 - 0468

Toll free: +1 800 257 5101

[customerservice.us@sarstedt.com](mailto:customerservice.us@sarstedt.com)  
[www.sarstedt.com](http://www.sarstedt.com)

Discover the 360°  
solutions for your  
pre-analytics from  
SARSTEDT



[workflow.sarstedt.com](http://workflow.sarstedt.com)