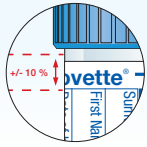
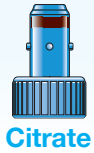


# S-Monovette®

## Important Information for Use

### Filling Volume



The mixing ratio of 1:10 has a direct influence on the analysis results and **must be observed!**



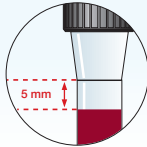
The nominal volume **must be observed** as an increase in the fluoride concentration leads to hemolysis!



The **minimum** filling volume should be **80%** in accordance with ISO 6710 (1.2 - 2.0 mg EDTA/ml blood)!



The nominal volume **must be observed** as the mixing ratio of the liquid preparation has a direct influence on the analysis results!

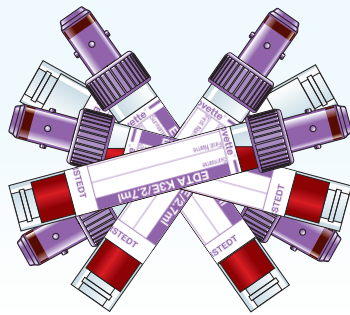


The mixing ratio of 1:5 has a direct influence on the analysis results and **must be observed!**



While the mixing ratio is not significant, sufficient **volume should be available to process the requested analyses.** Otherwise, a second S-Monovette® will be required!

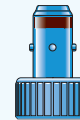
### Caution: Invert thoroughly



**Thoroughly invert S-Monovettes immediately after blood collection!**



EDTA



Citrate 1:10

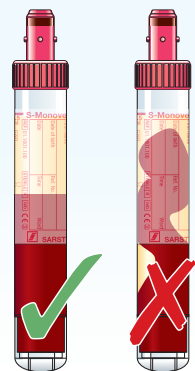


Fluoride/  
Citrate  
Fluoride



ESR

### Storage



It is **important** that the Serum and Serum-Gel S-Monovettes are **stored in an upright position** during coagulation (i.e. the first 30 min. after blood collection) to enable a physical separating layer and to prevent irregular and obtrusive clot formation after centrifugation.

### Barcode Labeling

